

Format of Holding of Specified securities

1. Name of Listed Entity: **MAHINDRA CIE AUTOMOTIVE LIMITED**
2. Scrip Code: **532756** Name of Script : **MAHINDCIE** Class of Security: **Equity**
3. Share Holding Pattern Filed under: **Reg. 31(1)(a)** Quarter Ended - **31st March, 2017**

4. Declaration : The Listed entity is required to submit the following declaration to the extent of submission of information:

	Particulars	YES	NO
a	Whether the Listed Entity has issued any partly paid up shares		NO
b	Whether the Listed Entity has issued any Convertible Securities or Warrants?		NO
c	Whether the Listed Entity has any shares against which depository receipts are issued?		NO
d	Whethere the Listed Entity has any shares in locked-in?	YES	
e	Whethere any shares held by promoters are pledge or otherwise encumbered?		NO

5. The tabular format for disclosure of holding of specified securities is as follows:




Table I - Summary Statement holding of specified securities

Category	Category of Shareholder	No of Shareholders	No of fully paid up equity shares held	No of Partly paid up equity shares held	No of Shares Underlying Depository Receipts	Total No of Shares held (VII) = (IV)+(V)+(VI)	Shareholding as a % of total no of shares (As a % of (A+B+C2))	Number of Voting Rights held in each class of securities			No of Shares Underlying Outstanding convertible securities (Including Warrants)	Shareholding as a % assuming full conversion of convertible Securities (as a percentage of diluted share capital)	Number of Locked In Shares		Number of Shares pledged or otherwise encumbered		Number of equity shares held in dematerialized form
								Class X	Class Y	Total			No.	As a % of total Shares held	No.	As a % of total Shares held	
(i)	(ii)	(iii)	(iv)	(v)	(vi)	(vii)	(viii)	(ix)			(x)	(xi)	(xii)		(xiii)	(xiv)	
(A)	Promoter & Promoter Group	3	264,323,012	-	-	264,323,012	69.91	264,323,012	-	264,323,012	69.91	-	194,367,537	73.50	-	-	264,323,012
(B)	Public	55,787	113,790,753	-	-	113,790,753	30.09	113,790,753	-	113,790,753	30.09	-	31,991,563	28.11	-	-	111,637,660
(C)	Non Promoter-Non Public	-	-	-	-	-	-	-	-	-	-	-	-	-	-	-	-
(C1)	Shares underlying Dts	-	-	-	-	-	-	-	-	-	-	-	-	-	-	-	-
(C2)	Shares held by Employes Trusts	-	-	-	-	-	-	-	-	-	-	-	-	-	-	-	-
	Total:	55,790	378,113,765	-	-	378,113,765	100.00	378,113,765	-	378,113,765	100.00	-	226,259,100	59.84	-	-	375,940,672




Table II - Statement showing shareholding pattern of the Promoter and Promoter Group

Category	Category & Name of the Shareholder	PAN	No of Shareholders	No of fully paid up equity shares held	No of Partly paid-up equity shares held	No of Shares Underlying Depository Receipts	Total No of Shares held (IV+V+VI)	Shareholding as a % of total no of shares (calculated as per SCRR, 1957 (VIII) As a % of (A+B+C2))	Number of Voting Rights held in each class of securities			No of Shares Underlying Outstanding convertible securities (including Warrants)	Shareholding as a % assuming full conversion of convertible Securities (as a percentage of diluted share capital) (VII)+(IX) As a % of (A+B+C2)	Number of Locked in Shares (including Warrants)		Number of Shares pledged or otherwise encumbered		Number of equity shares held in dematerialized form
									Class X	Class Y	Total			No.	As a % of total Shares held	No.	As a % of total Shares held	
	(i)	(ii)	(iii)	(iv)	(v)	(vi)	(vii)	(viii)	(ix)			(x)	(xi)	(xii)		(xiii)	(xiv)	
(I)	Indian																	
(a)	Individuals/Hindu undivided Family																	
(b)	Central Government/State Government(s)																	
(c)	Financial Institutions/Banks																	
(d)	Any Other		2	70,055,475	-	-	70,055,475	18.53	70,055,475	-	70,055,475	18.53	-	18.53	-	-	-	70,055,475
	Prudential Management and Services Private Limited	AAHCP3125F	1	4,784,068	-	-	4,784,068	1.27	4,784,068	-	4,784,068	1.27	-	-	-	-	-	4,784,068
	Mahindra Vehicle Manufacturers Limited	AAKCM1217MA	1	65,271,407	-	-	65,271,407	17.26	65,271,407	-	65,271,407	17.26	-	-	-	-	-	65,271,407
	Sub-Total (A)(1)		2	70,055,475	-	-	70,055,475	18.53	70,055,475	-	70,055,475	18.53	-	18.53	-	-	-	70,055,475
(2)	foreign																	
(a)	Individuals (Non-Resident Individuals/Foreign Individuals)																	
(b)	Government																	
(c)	Institutions																	
(d)	Foreign Portfolio Investor																	
(e)	Any Other		1	194,267,537	-	-	194,267,537	51.38	194,267,537	-	194,267,537	51.38	-	51.38	194,267,537	100.00	-	194,267,537
	Participaciones Internacionales Autometal, Dos S.L	AAHCP2185K	1	194,267,537	-	-	194,267,537	51.38	194,267,537	-	194,267,537	51.38	-	51.38	194,267,537	100.00	-	194,267,537
	Sub-Total (A)(2)		1	194,267,537	-	-	194,267,537	51.38	194,267,537	-	194,267,537	51.38	-	51.38	194,267,537	100.00	-	194,267,537
	Total Shareholding of Promoter and Promoter Group (A)=(A)(1)+(A)(2)		3	264,323,012	-	-	264,323,012	69.91	264,323,012	-	264,323,012	69.91	-	69.91	194,267,537	73.50	-	264,323,012





Table III - Statement showing shareholding pattern of the Public shareholder

Category	Category & Name of the Shareholder	PAN	No of Shareholders	No of fully paid up equity shares held	No of Partly paid-up equity shares held	No of Shares Underlying Depository Receipts	Total No of Shares Held (IV+V+VI)	Shareholding as a % of total no of shares (A+B+CZ)	Number of Voting Rights held in each class of securities			No of Shares Underlying Outstanding convertible securities (Including Warrants)	Shareholding as a % assuming full conversion of convertible Securities (as a percentage of diluted share capital)	Number of Locked In Shares		Number of Shares pledged or otherwise encumbered		Number of equity shares held in dematerialized form	
									No of Voting Rights					Total as a % of (A+B+C)	No.	As a % of total Shares held	No.		As a % of total Shares held
									Class X	Class Y	Total								
	(I)	(II)	(III)	(IV)	(V)	(VI)	(VII)	(VIII)	(IX)			(X)	(XI)	(XII)		(XIII)	(XIV)		
(1)	Institutions																		
(a)	Mutual Funds		38	18,584,792	-	-	18,584,792	4.92	18,584,792	-	18,584,792	4.92	-	4.92	-	-	-	-	18,564,266
	Sundaram Mutual Fund A/C Sundaram Select Midcap	AAATS2554B	1	4,460,782	-	-	4,460,782	1.18	4,460,782	-	4,460,782	1.18	-	1.18	-	-	-	-	4,460,782
(b)	Venture Capital Funds		1	1,440	-	-	1,440	0.00	1,440	-	1,440	0.00	-	0.00	-	-	-	-	-
(c)	Alternate Investment Funds		1	597,061	-	-	597,061	0.16	597,061	-	597,061	0.16	-	0.16	597,061	100.00	-	-	597,061
(d)	Foreign Venture Capital Investors		-	-	-	-	-	-	-	-	-	-	-	-	-	-	-	-	-
(e)	Foreign Portfolio Investors		73	19,631,092	-	-	19,631,092	5.19	19,631,092	-	19,631,092	5.19	-	5.19	-	-	-	-	19,615,189
	Government of Singapore	AAAIGOS94R	1	6,556,113	-	-	6,556,113	1.73	6,556,113	-	6,556,113	1.73	-	1.73	-	-	-	-	6,556,113
(f)	Financial Institutions/Banks		24	4,683,685	-	-	4,683,685	1.24	4,683,685	-	4,683,685	1.24	-	1.24	-	-	-	-	4,674,246
	Life Insurance Corporation Of India	AAACLOS82H	1	4,369,507	-	-	4,369,507	1.16	4,369,507	-	4,369,507	1.16	-	1.16	-	-	-	-	4,369,507
(g)	Insurance Companies		-	-	-	-	-	-	-	-	-	-	-	-	-	-	-	-	-
(h)	Provident Funds/Pension Funds		-	-	-	-	-	-	-	-	-	-	-	-	-	-	-	-	-
(i)	Any Other		-	-	-	-	-	-	-	-	-	-	-	-	-	-	-	-	-
	Sub Total (B)(1)		137	43,498,070	-	-	43,498,070	11.50	43,498,070	-	43,498,070	11.50	-	11.50	597,061	1.37	-	-	43,450,762
(2)	Central Government/State Government(s)/President of India		-	-	-	-	-	-	-	-	-	-	-	-	-	-	-	-	-
	Sub Total (B)(2)		-	-	-	-	-	-	-	-	-	-	-	-	-	-	-	-	-



Category	Category & Name of the Shareholder	PAN	No of Shareholders	No of fully paid up equity shares held	No of Partly paid-up equity shares held	No of Shares Underlying Depository Receipts	Total No of Shares Held (IV+V+VI)	Shareholding as a % of total no of shares (A+B+C2)	Number of Voting Rights held in each class of securities			No of Shares Underlying Outstanding convertible securities (Including Warrants)	Shareholding as a % assuming full conversion of convertible Securities (as a percentage of diluted share capital)	Number of Locked In Shares		Number of Shares pledged or otherwise encumbered		Number of equity shares held in dematerialized form	
									No of Voting Rights					Total as a % of (A+B+C)	No.	As a % of total Shares held	No.		As a % of total Shares held
									Class X	Class Y	Total								
	(I)	(II)	(III)	(IV)	(V)	(VI)	(VII)	(VIII)	(IX)			(X)	(XI)	(XII)		(XIII)	(XIV)		
(3)	Non-Institutions																		
(a)	i. Individual shareholders holding nominal share capital up to Rs. 2 lakhs		53,226	19,599,318	-	-	19,599,318	5.18	19,599,318	-	19,599,318	5.18	-	5.18	-	-	-	17,690,733	
	ii. Individual shareholders holding nominal share capital in excess of Rs. 2 Lakhs		164	29,844,671	-	-	29,844,671	7.89	29,844,671	-	29,844,671	7.89	-	7.89	17,410,464	58.34	-	29,765,271	
	Anjali Powar Haridass	AACPH0652D	1	5,725,488	-	-	5,725,488	1.51	5,725,488	-	5,725,488	1.51	-	1.51	5,725,488	100.00	-	5,725,488	
	Anil Haridass	AACPH0679N	1	5,585,058	-	-	5,585,058	1.48	5,585,058	-	5,585,058	1.48	-	1.48	5,585,058	100.00	-	5,585,058	
	Sunil Haridass	AACPH0029C	1	4,631,368	-	-	4,631,368	1.22	4,631,368	-	4,631,368	1.22	-	1.22	4,631,368	100.00	-	4,631,368	
(b)	NBFCs Registered with RBI		5	18,039	-	-	18,039	0.00	18,039	-	18,039	0.00	-	0.00	-	-	-	18,039	
(c)	Employee Trusts		-	-	-	-	-	-	-	-	-	-	-	-	-	-	-	-	
(d)	Overseas Depositories (Holding DRs) (Balancing figure)		-	-	-	-	-	-	-	-	-	-	-	-	-	-	-	-	
(e)	Any Other																		
	Non Resident Indian Repatriable		49	8,674	-	-	8,674	0.00	8,674	-	8,674	0.00	-	0.00	-	-	-	-	
	Trusts		8	5,495	-	-	5,495	0.00	5,495	-	5,495	0.00	-	0.00	-	-	-	5,495	
	Non Resident Indians		765	1,119,556	-	-	1,119,556	0.30	1,119,556	-	1,119,556	0.30	-	0.30	-	-	-	1,119,368	
	Clearing Members		93	65,277	-	-	65,277	0.02	65,277	-	65,277	0.02	-	0.02	-	-	-	65,277	
	Non Resident Indian Non Repatriable		526	609,243	-	-	609,243	0.16	609,243	-	609,243	0.16	-	0.16	170,597	28.00	-	570,582	
	Bodies Corporates		811	18,727,959	-	-	18,727,959	4.95	18,727,959	-	18,727,959	4.95	-	4.95	13,813,441	73.76	-	18,640,522	
	Ainos Holdings Limited	AANCA0369C	1	13,813,441	-	-	13,813,441	3.65	13,813,441	-	13,813,441	3.65	-	3.65	13,813,441	100.00	-	13,813,441	
	Overseas Corporate Bodies		1	2,840	-	-	2,840	0.00	2,840	-	2,840	0.00	-	0.00	-	-	-	-	
	Foreign Nationals		2	291,611	-	-	291,611	0.08	291,611	-	291,611	0.08	-	0.08	-	-	-	291,611	
	Sub Total (B)[3]		55,650	70,292,683	-	-	70,292,683	18.59	70,292,683	-	70,292,683	18.59	-	18.59	31,394,502	44.66	-	68,166,898	
	Total Public Shareholding (B) = (B)[1]+(B)[2]+(B)[3]		55,787	113,790,753	-	-	113,790,753	30.09	113,790,753	-	113,790,753	30.09	-	30.09	31,991,563	28.11	-	111,617,660	






Table IV - Statement showing shareholding pattern of the Non Promoter - Non Public Shareholder

Category	Category & Name of the Shareholder	PAN	No of Shareholders	No of fully paid up equity shares held	No of Partly paid-up equity shares held	No of Shares Underlying Depository Receipts	Total No of Shares Held (IV+V+VI)	Shareholding as a % of total no of shares (A+B+C2)	Number of Voting Rights held in each class of securities			No of Shares Underlying Outstanding convertible securities (including Warrants)	Shareholding as a % assuming full conversion of convertible Securities (as a percentage of diluted share capital)	Number of Locked In Shares		Number of Shares pledged or otherwise encumbered		Number of equity shares held in dematerialized form
									No of Voting Rights		Total as a % of (A+B+C)			No.	As a % of total Shares held	No.	As a % of total Shares held	
									Class X	Class Y	Total							
(I)	(II)	(III)	(IV)	(V)	(VI)	(VII)	(VIII)	(IX)			(X)	(XI)	(XII)		(XIII)	(XIV)		
(1)	Custodian/DR Holder		-	-	-	-	-	-	-	-	-	-	-	-	-	-	-	-
(2)	Employee Benefit Trust (under SEBI(Share based Employee Benefit) Regulations 2014)		-	-	-	-	-	-	-	-	-	-	-	-	-	-	-	-
	Total Non-Promoter-Non Public Shareholding (C) = (Cj)(1)+(Cj)(2)		-	-	-	-	-	-	-	-	-	-	-	-	-	-	-	-



Details of the shareholders acting as persons in Concert including their Shareholding:			
Name of Shareholder	Name of PAC	No of shares	Holding%
Total:		0	0



Details of Shares which remain unclaimed may be given hear along with details such as number of shareholders, outstanding shares held in demat/unclaimed suspense account

No of Shareholders

No of shares

