




(1)(a) STATEMENT SHOWING SHAREHOLDING PATTERN IN CLAUSE-35			
NAME OF THE COMPANY:MAHINDRA CIE AUTOMOTIVE LIMITED			
SCRIP CODE:	532756	Name of the Scrip: MAHINDCIE	
Class of Security:	EQUITY		
Quarter Ended	31.03.2015		
Partly paid-up shares	No. of partly paid-up shares	As a % of total no. of partly paid-up shares	As a % of total no. of shares of the Company.
Held by promoter/promoter group	0	0	0
Held by Public	0	0	0
Total:	0	0	0
Outstanding convertible securities:	No. of outstanding securities	As a % of total no. of outstanding convertible securities.	As a % of total no. of shares of the Company assuming full conversion of the convertible securities
Held by promoter/promoter group	0	0	0
Held by Public	0	0	0
Total:	0	0	0
Warrants:	No. of warrants	As a % of total no. of warrants	As a % of total no. of shares of the Company, assuming full conversion of warrants
Held by promoter/promoter group	0	0	0
Held by Public	0	0	0
Total:	0	0	0
Total paid-up capital of the Company, assuming full conversion of warrants and convertible securities	322,976,262	0	100.00




CATEGORY CODE	CATEGORY OF SHAREHOLDER	NO OF SHAREHOLDERS	TOTAL NUMBER OF SHARES	NO OF SHARES HELD IN DEMATERIALIZED FORM	TOTAL SHAREHOLDING AS A % OF TOTAL NO OF SHARES		SHARES PLEDGE OR OTHERWISE ENCUMBERED	
					AS a PERCENTAGE of (A+B)	As a PERCENTAGE of (A+B+C)	NUMBER OF SHARES	AS a PERCENTAGE
(I)	(II)	(III)	(IV)	(V)	(VI)	(VII)	(VIII)	(IX)=(VIII)/(IV)*100
(A)	PROMOTER AND PROMOTER GROUP							
(1)	INDIAN							
(a)	Individual /HUF	0	0	0	0.00	0.00	0	0.00
(b)	Central Government/State Government(s)	0	0	0	0.00	0.00	0	0.00
(c)	Bodies Corporate	2	70,055,475	70,055,475	21.69	21.69	0	0.00
(d)	Financial Institutions / Banks	0	0	0	0.00	0.00	0	0.00
(e)	Others	0	0	0	0.00	0.00	0	0.00
	Sub-Total A(1) :	2	70,055,475	70,055,475	21.69	21.69	0	0.00
(2)	FOREIGN							
(a)	Individuals (NRIs/Foreign Individuals)	0	0	0	0.00	0.00	0	0.00
(b)	Bodies Corporate	1	171,767,537	171,767,537	53.18	53.18	0	0.00
(c)	Institutions	0	0	0	0.00	0.00	0	0.00
(d)	Others	0	0	0	0.00	0.00	0	0.00
	Sub-Total A(2) :	1	171,767,537	171,767,537	53.18	53.18	0	0.00
	Total A=A(1)+A(2)	3	241,823,012	241,823,012	74.87	74.87	0	0.00
(B)	PUBLIC SHAREHOLDING							
(1)	INSTITUTIONS							
(a)	Mutual Funds /UTI	53	16,821,316	16,793,080	5.21	5.21		
(b)	Financial Institutions /Banks	15	73,498	72,033	0.02	0.02		
(c)	Central Government / State Government(s)	0	0	0	0.00	0.00		
(d)	Venture Capital Funds	0	0	0	0.00	0.00		
(e)	Insurance Companies	4	4,371,211	4,369,507	1.35	1.35		
(f)	Foreign Institutional investors	35	15,889,866	15,873,963	4.92	4.92		
(g)	Foreign Venture Capital investors	0	0	0	0.00	0.00		
(h)	Others	0	0	0	0.00	0.00		
	Sub-Total B(1) :	107	37,155,891	37,108,583	11.50	11.50		



CATEGORY CODE	CATEGORY OF SHAREHOLDER	NO OF SHAREHOLDERS	TOTAL NUMBER OF SHARES	NO OF SHARES HELD IN DEMATERIALIZED FORM	TOTAL SHAREHOLDING AS A % OF TOTAL NO OF SHARES		SHARES PLEDGE OR OTHERWISE ENCUMBERED	
					AS a PERCENTAGE of (A+B)	As a PERCENTAGE of (A+B+C)	NUMBER OF SHARES	AS a PERCENTAGE
(I)	(II)	(III)	(IV)	(V)	(VI)	(VII)	(VIII)	(IX)=(VIII)/(IV)*100
(2)	NON-INSTITUTIONS							
(a)	Bodies Corporate	916	8,376,435	8,271,525	2.59	2.59		
(b)	Individuals							
	(i) Individuals holding nominal share capital upto Rs.1 lakh	52,744	16,218,477	14,113,998	5.02	5.02		
	(ii) Individuals holding nominal share capital in excess of Rs.1 lakh	360	17,823,598	17,530,858	5.52	5.52		
(c)	Others							
	NON RESIDENT INDIANS	1,022	1,105,502	1,057,489	0.34	0.34		
	TRUSTS	4	1,055	1,055	0.00	0.00		
	FOREIGN BODIES	1	2,840	0	0.00	0.00		
	FOREIGN NATIONALS	3	206,484	206,484	0.06	0.06		
	CLEARING MEMBERS	165	262,968	262,968	0.08	0.08		
	Sub-Total B(2) :	55,215	43,997,359	41,444,377	13.62	13.62		
	Total B=B(1)+B(2) :	55,322	81,153,250	78,552,960	25.13	25.13		
	Total (A+B) :	55,325	322,976,262	320,375,972	100.00	100.00		
(C)	Shares held by custodians, against which Depository Receipts have been issued							
(1)	Promoter and Promoter Group							
(2)	Public	0	0	0		0.00		
	GRAND TOTAL (A+B+C) :	55,325	322,976,262	320,375,972		100.00	0	0.00



(I)(b) Statement showing holding of securities (including shares, warrants, convertible securities) of persons belonging to the category "Promoter and Promoter Group"											
Sr.No	Name of the Shareholder	Details of Shares held		Encumbered shares (*)			Details of Warrants		Details of convertible securities		Total Shares (including underlying shares assuming full conversion of warrants and convertible securities) as a % of diluted share capital
		No. of Shares held	As a % of grand total (A)+(B)+(C)	Pledge Shares	AS a percentage	AS a % of grand total (A) + (B) + (C) of sub-clause (I)(a)	Number of warrants held	As a % total number of warrants of the same class	Number of convertible securities held	As a % total number of convertible securities of the same class	
(I)	(II)	(III)	(IV)	(V)	(VI)=(V)/(III)*100	(VII)	(VIII)	(IX)	(X)	(XI)	(XII)
1	PARTICIPACIONES INTERNACIONALES AUTOMETAL, DOS S.L	171,767,537	53.18	0	0.00	0.00	0	0.00	0	0.00	0.00
2	MAHINDRA & MAHINDRA LIMITED	65,271,407	20.21	0	0.00	0.00	0	0.00	0	0.00	0.00
3	PRUDENTIAL MANAGEMENT & SERVICES PRIVATE LIMITED	4,784,068	1.48	0	0.00	0.00	0	0.00	0	0.00	0.00
	TOTAL :	241,823,012	74.87	0	0.00	0.00	0	0.00	0	0.00	0.00



(I)(c)(i) Statement showing holding of securities (including shares, warrants, convertible securities) of persons belonging to the category "Public" and holding more than 1% of the total number of shares								
Sr.No.	Name of the shareholder	Number of shares held	Shares as a percentage of total number of shares (i.e., Grant total (A)+(B)+(C) indicated in Statement at para (I)(a) above}	Details of warrants		Details of convertible securities		Total shares (including underlying shares assuming full conversion of warrants and convertible securities) as a % of diluted share capital)
				Number of warrants held	As a % total number of warrants of the same class	Number of convertible securities held	% w.r.t total number of convertible securities of the same class	
1	GOVERNMENT OF SINGAPORE	6,215,069	1.92	0	0.00	0	0.00	0.00
2	SUNDARAM MUTUAL FUND A/C SUNDARAM SELECT MIDCAP	4,690,972	1.45	0	0.00	0	0.00	0.00
3	LIFE INSURANCE CORPORATION OF INDIA	4,369,507	1.35	0	0.00	0	0.00	0.00
4	GIRDHARILAL AGRAWAL	3,967,581	1.23	0	0.00	0	0.00	0.00
	TOTAL :	19,243,129	5.96	0	0.00	0	0.00	0.00




Statement showing holding of securities (including shares, warrants, convertible securities) of persons (together with PAC) belonging to the category "Public" and holding more than 5% of the total number of shares of the company								
Sr.No.	Name(s) of the shareholder(s) and the Persons Acting in Concert (PAC) with them	Number of shares held	Shares as a percentage of total number of shares (i.e., Grant total (A)+(B)+(C) indicated in Statement at para (I)(a) above)	Details of warrants		Details of convertible securities		Total shares (including underlying shares assuming full conversion of warrants and convertible securities) as a % of diluted share capital)
				Number of warrants held	As a % total number of warrants of the same class	Number of convertible securities held	% w.r.t total number of convertible securities of the same class	
1			0.00	0	0.00	0	0.00	0.00
	TOTAL :	0	0.00	0	0.00	0	0.00	0.00



(I)(d)	STATEMENT SHOWING DETAILS OF LOCKED-IN SHARES"			
SLNO	NAME OF THE SHAREHOLDER	CAT. CODE	NO OF SHARES	PERCENTAGE
1				0.00
	TOTAL :		0	0.00



(II)(a)	STATEMENT SHOWING DETAILS OF DEPOSITORY RECEIPTS (DRS)			
Sr.No.	Type of outstanding DR (ADRs,GDRs,SDRs,etc.)	Number of outstanding DRs	Number of shares underlying outstanding DRs	Shares underlying outstanding DRs as a percentage of total number of shares {i.e., Grand Total (A)+(B)+(C) indicated in Statement at Para(I)(a) above}
	TOTAL :	0	0	0



(II)(b)	Statement showing Holding of Depository Receipts (DRs), where underlying shares held by "Promoter/Promoter group" are in excess of 1% of the total number shares.			
Sr.No.	Name of the DR Holder	Type of outstanding DR (ADRs,GDRs,SDRs,etc.)	Number of shares underlying outstanding DRs	Shares underlying outstanding DRs as a percentage of total number of shares (i.e., Grand Total (A)+(B)+(C) indicated in Statement at para(I)(a) above}
			0	0
	TOTAL :		0	0

